







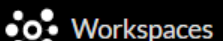
Quick Start Guide – ADWB Workspaces

1 GETTING STARTED

<https://knowledgebase.aridhia.io/kbcategory/workspace-basics/>

-  Access VMs
-  View files
-  Explore mini-apps
-  Launch R
-  View data

 Select the down arrow at the end of the top bar for more options.

To **invite collaborators** to your workspace, make sure they have registered with ADDI and clicked the  icon.

After inviting, don't forget to 

2 SETTING UP YOUR ENVIRONMENT

<https://knowledgebase.aridhia.io/kbcategory/workspaces/>

Installing R packages? Use the `dependencies=FALSE` argument to avoid long install


For available **tools and public datasets**, email ADDI.servicedesk@alzheimersdata.org


To **upload files** quickly, first .zip them together. Uploading more than 250GB? Notify servicedesk@aridhia.com


Need a **VM** or a **bigger VM**?
Email servicedesk@aridhia.com

3 ACCESSING DATA

<https://knowledgebase.aridhia.io/kbcategory/accessing-data/>

 With a workspace, you can now **request data** from FAIR.

To **transfer approved data** to your workspace, select  from your request in FAIR.

To **download results**, select the file you want and choose the  option.

To access **federated data**, start [here](#).